



For sales & support in Canada contact HUBSS.com

HUB East (416) 540-9287
HUB West (604) 309-8212



DuraTherm[®]
A TrafficScapes[™] Solution by Ennis-Flint

DESIGN MANUAL



DESIGN MANUAL

Designers, engineers, and landscape architects have the creative flexibility to choose from 14 standard DuraTherm® patterns including complementary borders to create decorative crosswalks and traffic calming surfaces for streetscape enhancements. The purpose of this Design Manual is to provide a visual glance of the combinations of patterns, borders, and colors.


Specifications and *CAD* drawings are available at www.ennisflint.com and www.CADdetails.com




DuraTherm® is a specially-designed preformed thermoplastic pavement marking material that is inlaid into imprinted asphalt and heated in place using specialized infrared heaters. Engineered to lie slightly below the asphalt surface, DuraTherm® is protected from wear, ensuring effective service life while maintaining its attractive look for years. Not only do these streetscape enhancements provide aesthetic appeal that communities and property owners desire, safety for shared roadway users is also enhanced and regulatory requirements are not compromised.

Ennis-Flint, the world's leading manufacturer and distributor of preformed thermoplastic pavement marking materials, makes a complete line of products at our U.S. facility which is ISO 9001:2008 certified for design, development, and manufacturing. Ennis-Flint's commitment is reflected in proven quality and customer satisfaction and has been for over 24 years. Ennis-Flint offers pavement markings for use on streets and highways, crosswalks, intersections, parking areas, and many airside and landside uses at airports. From lines, legends, and arrows to traffic calming crosswalks and detectable warnings, Ennis-Flint's products help motorists, cyclists, pilots, and pedestrians move in the right direction... *safely*.


PATTERNS




Running Bond - 21




Running Bond Rotated - 21R90




Herringbone - 22




Herringbone Rotated - 22R90




Plain Weave - 24




Diagonal Tile - 26




Stacked Tile - 27




Honeycomb - 29




Courtyard - 30




Ashlar - 31




Scalloped - 32S



Wheels - 32W



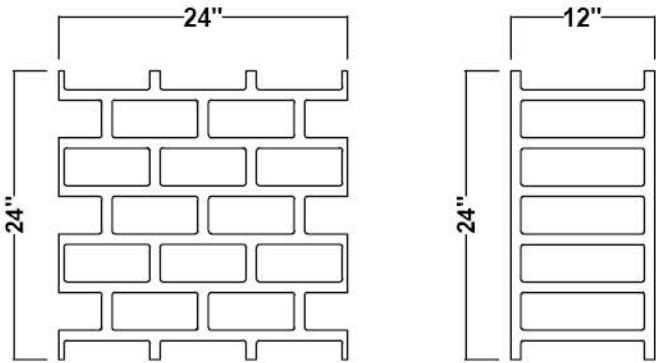
Wheels with Brick Frames - 32WB



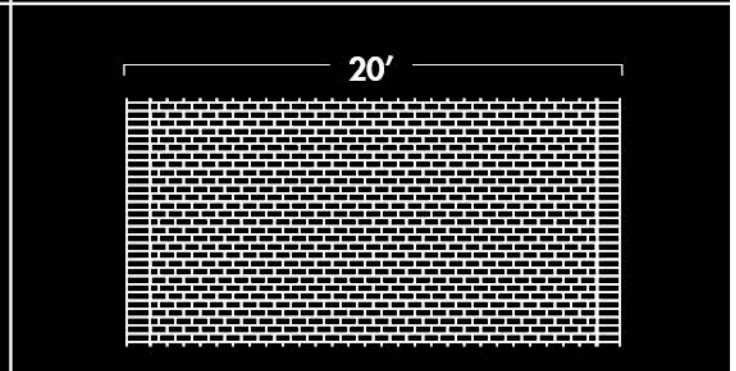

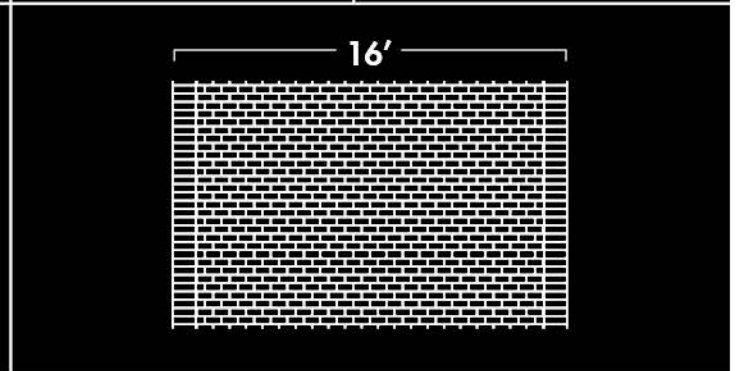
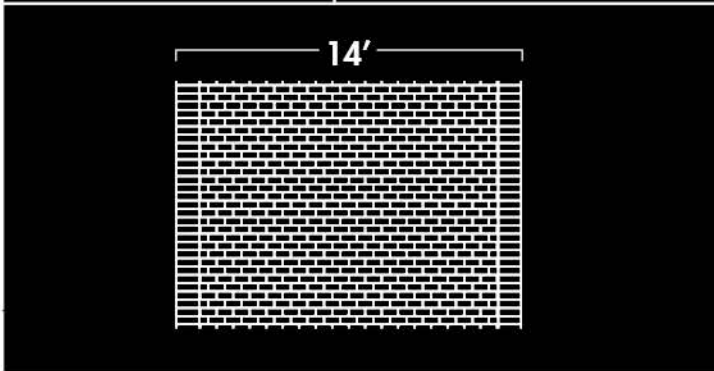
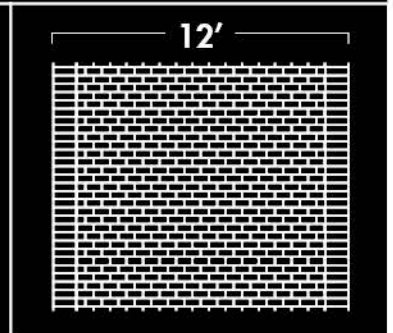
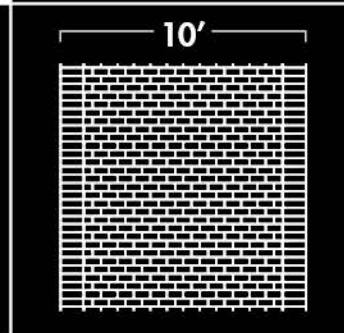



Wheels with Tile Frames - 32WT

RUNNING BOND - 21

Stamping templates include the pattern and border combination shown below.
Crosswalk widths are available in 2 ft. increments beginning with 6 ft. wide.


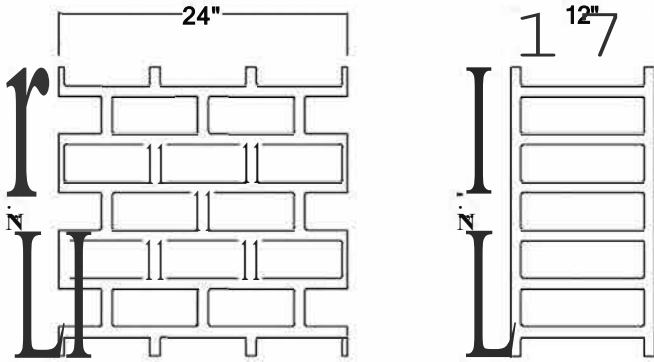


Pattern density = 31.3%




RUNNING BOND ROTATED 21R90

Stamping templates include the pattern and border combination shown below.
 Crosswalk widths are available in 2 ft. increments beginning with 6 ft. wide.


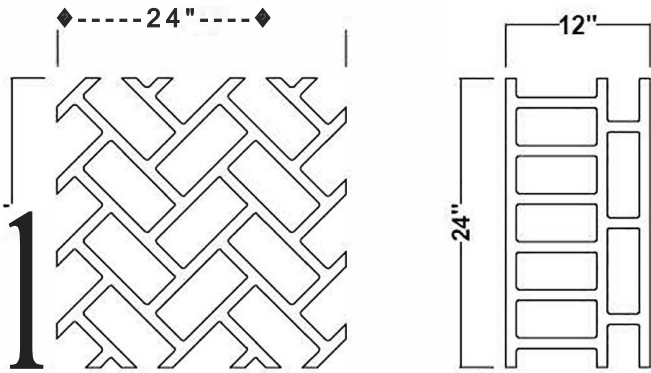


Pattern density = 31.3%




HERRINGBONE - 22

Stamping templates include the pattern and border combination shown below.
Crosswalk widths are available in 2 ft. increments beginning with 6 ft. wide.


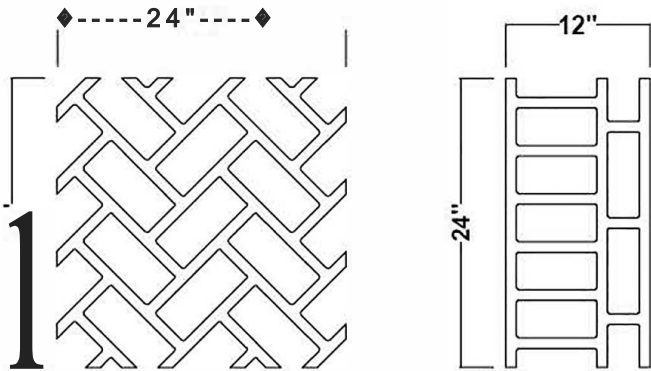


Pattern density = 30.8%




HERRINGBONE ROTATED- 22R90

Stamping templates include the pattern and border combination shown below.
 Crosswalk widths are available in 2 ft. increments beginning with 6 ft. wide.

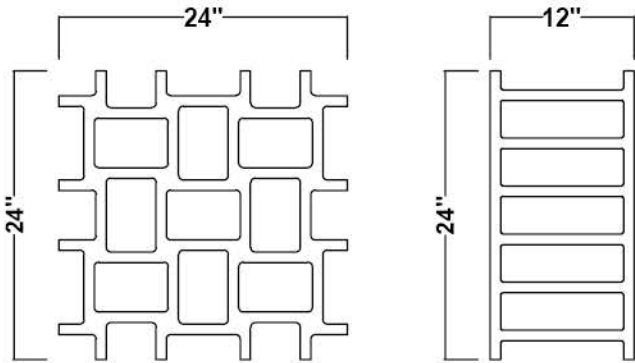


Pattern density= 30.8%





PLAIN WEAVE - 24

Stamping templates include the pattern and border combination shown below.
Crosswalk widths are available in 2 ft. increments beginning with 6 ft. wide.


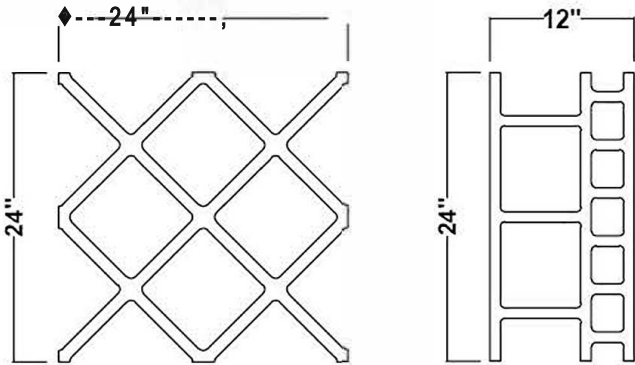


Pattern density = 30.9%




DIAGONAL TILE- 26

Stamping templates include the pattern and border combination shown below.
Crosswalk widths are available in 2 ft. increments beginning with 6 ft. wide.

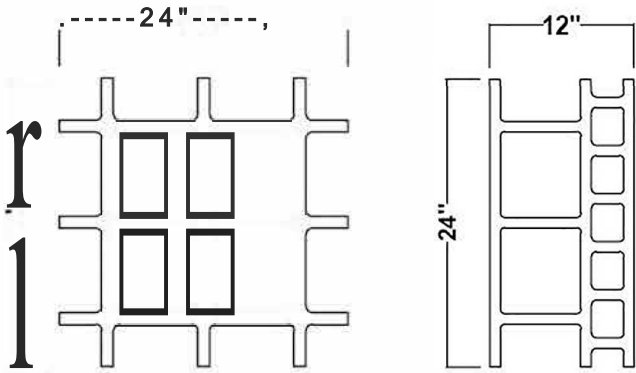


Pattern density = 25.2%

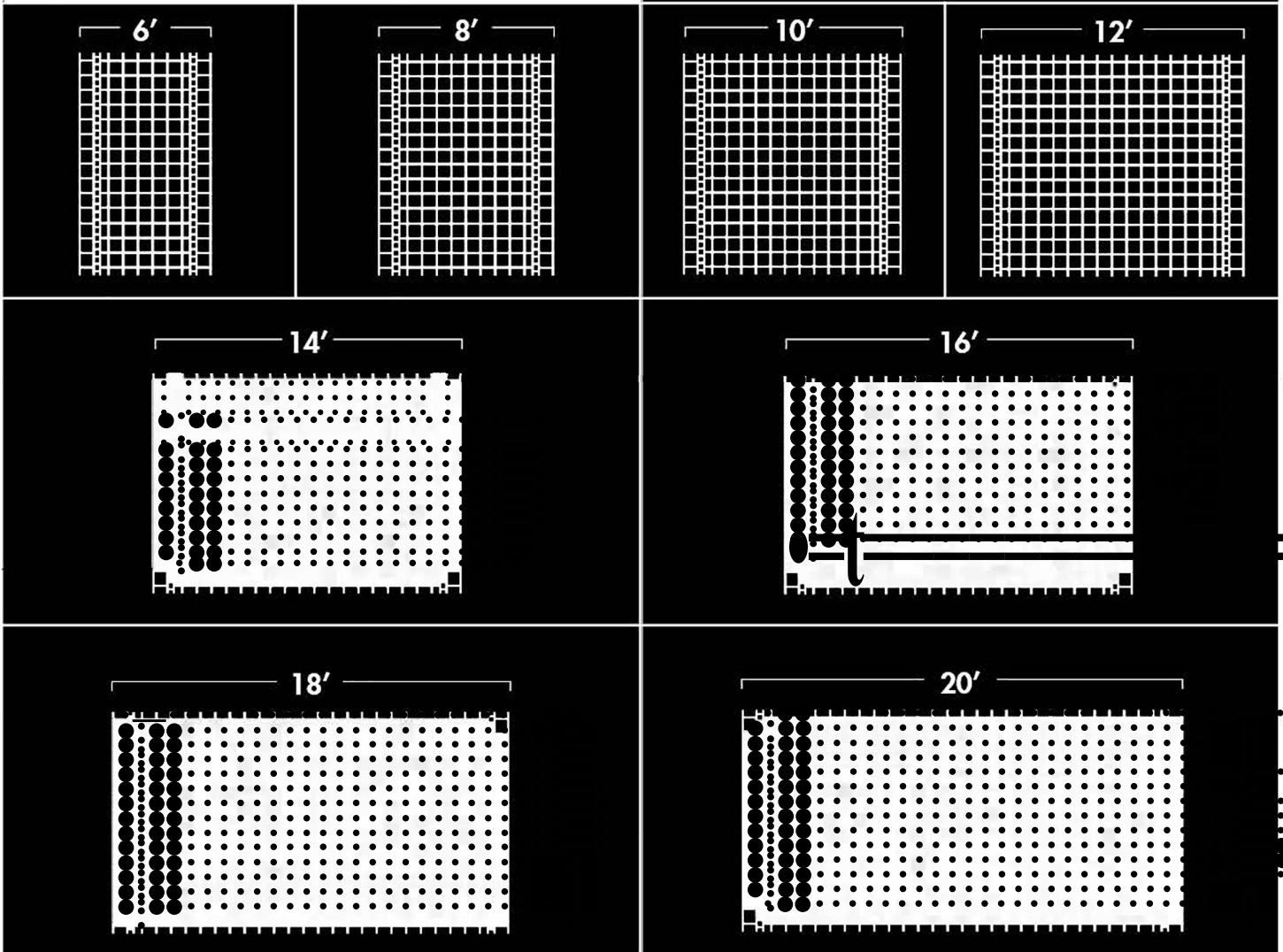



STACKED TILE- 27

Stamping templates include the pattern and border combination shown below.
 Crosswalk widths are available in 2 ft. increments beginning with 6 ft. wide.

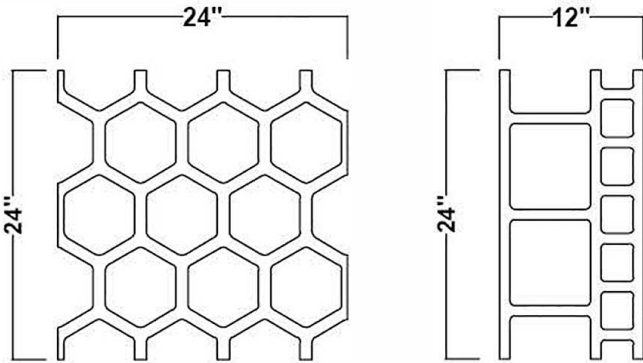


Pattern density= 26.1%





HONEYCOMB - 29

Stamping templates include the pattern and border combination shown below.
 Crosswalk widths are available in 2 ft. increments beginning with 6 ft. wide.

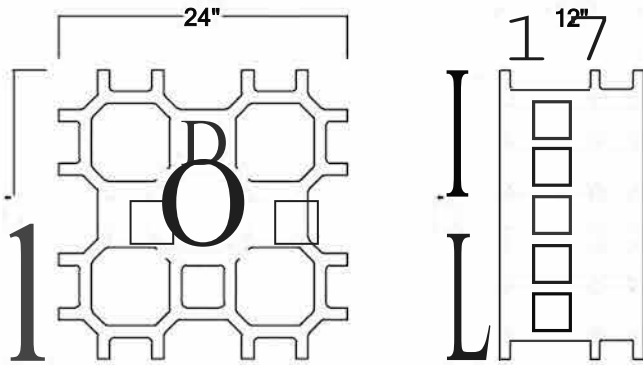


Pattern density = 28.6%

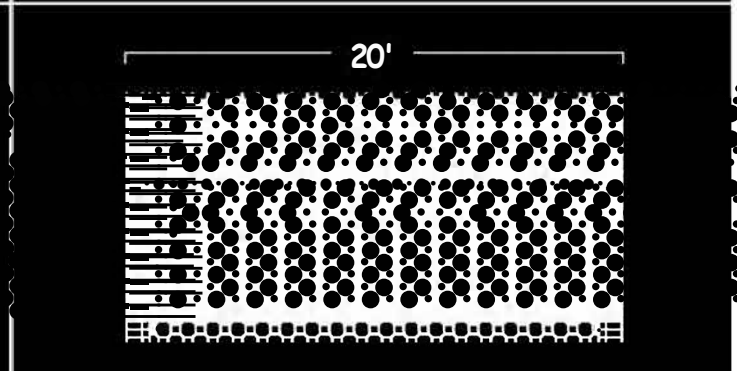
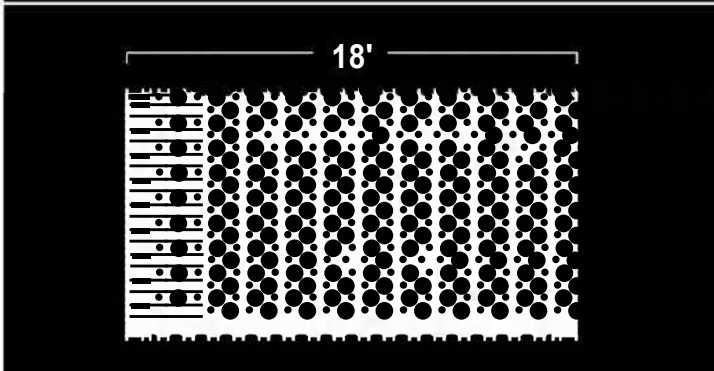



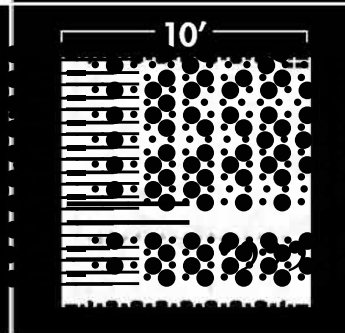





COURTYARD - 30

Stamping templates include the pattern and border combination shown below.
 Crosswalk widths are available in 2 ft. increments beginning with 6 ft. wide.

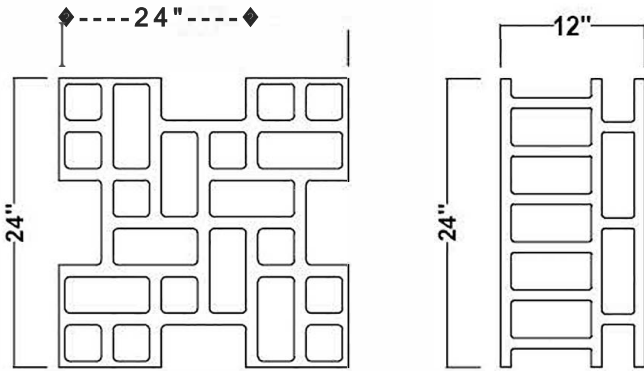


Pattern density = 31.0%


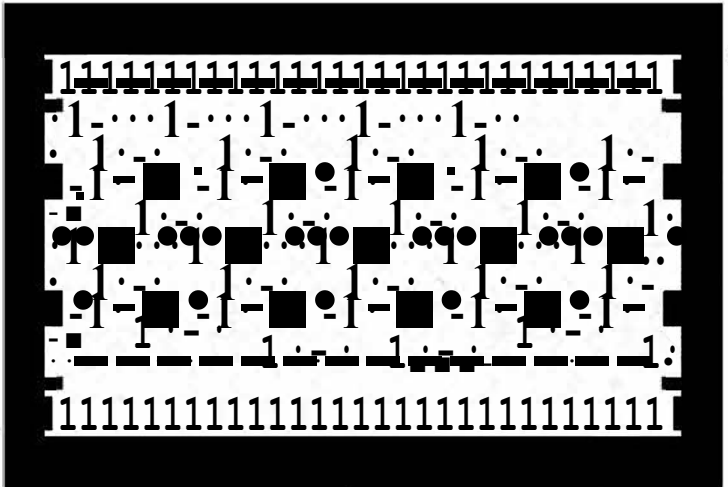


ASHLAR - 31

Stamping templates include the pattern and border combination shown below.
 Crosswalk widths are available in 2 ft. increments beginning with 6 ft. wide.

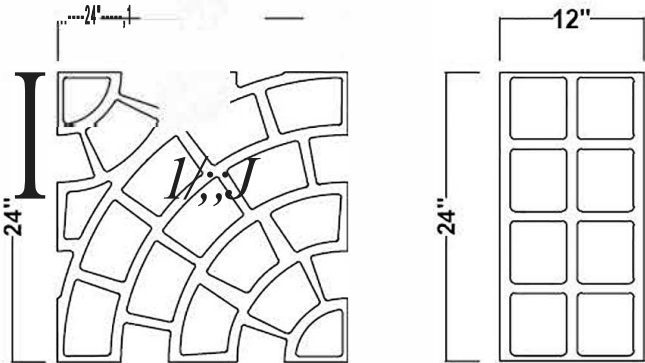


Pattern density = 35.8%

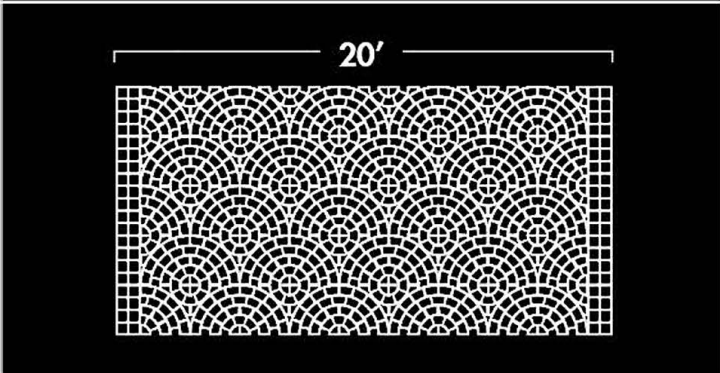
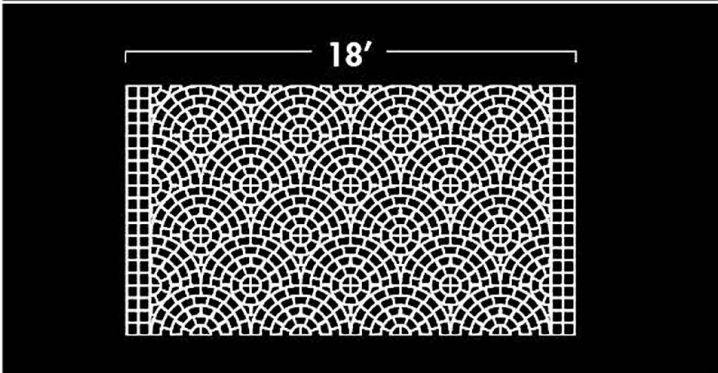
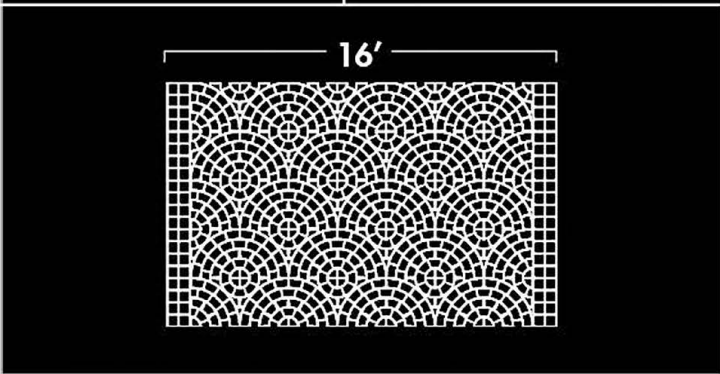
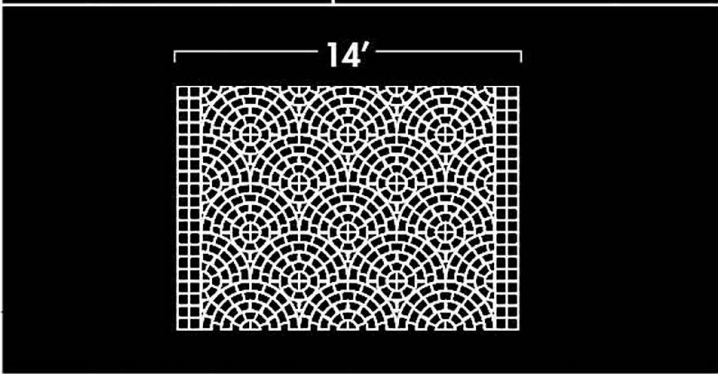
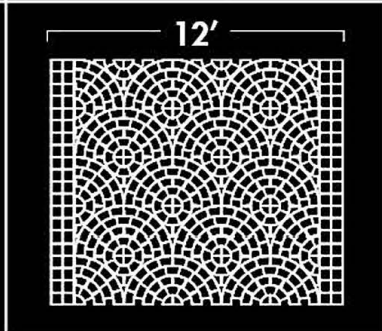
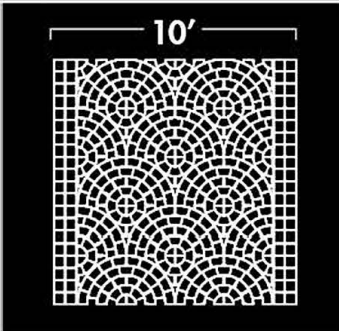





SCALLOPED - 32S

Stamping templates include the pattern and border combination shown below.
 Crosswalk widths are available in 2 ft. increments beginning with 6 ft. wide.

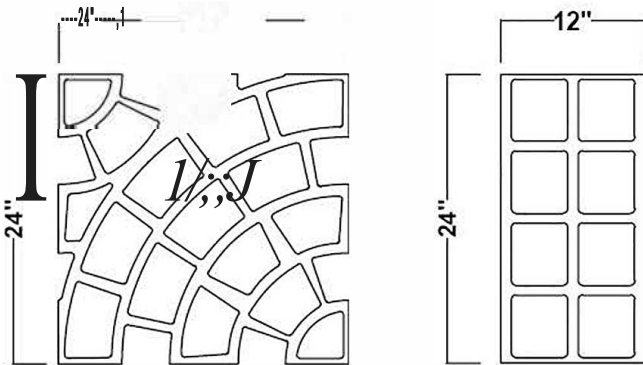


Pattern density = 32.7%

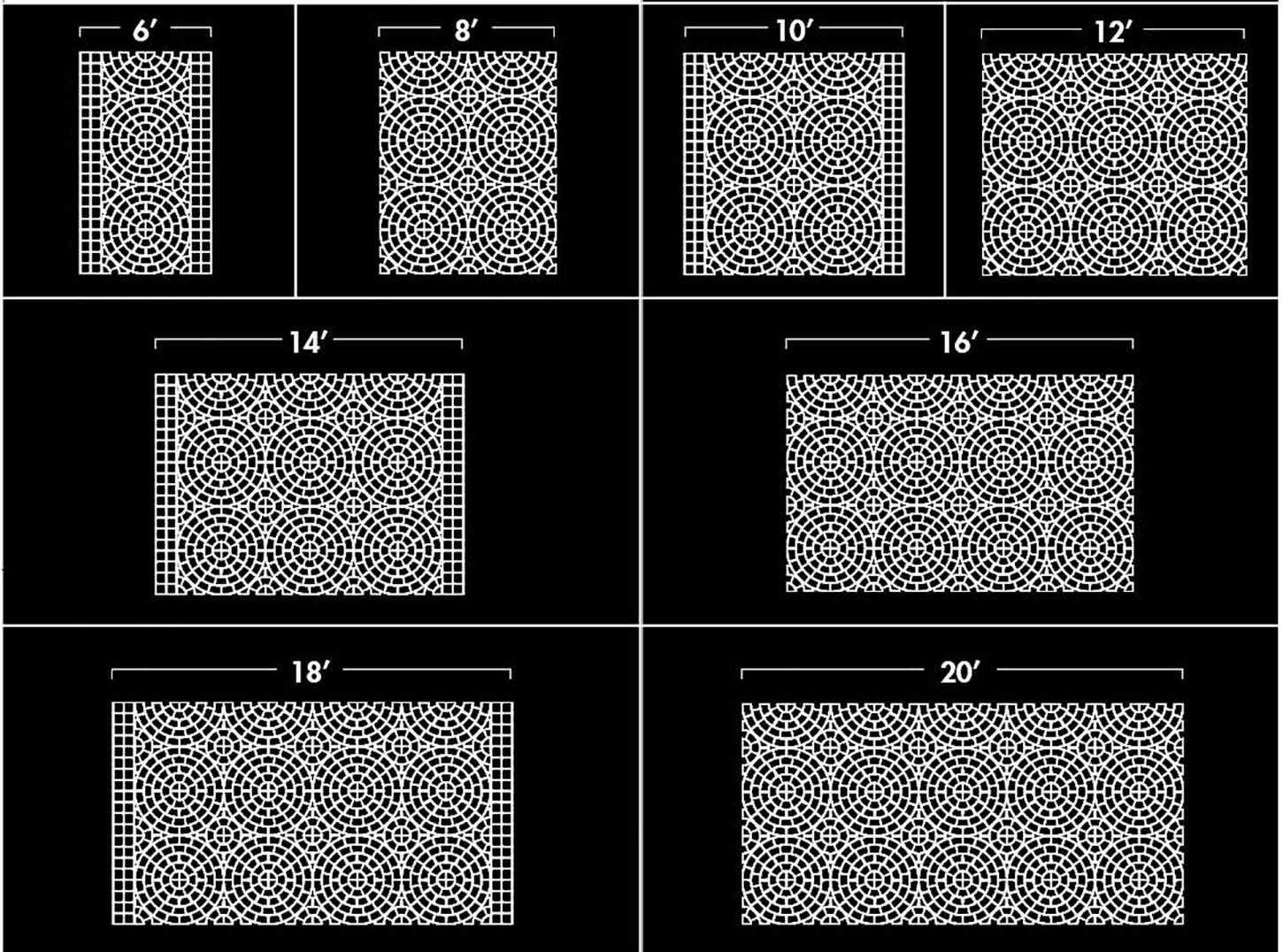



WHEELS - 32W

Stamping templates include the pattern and border combination shown below.
 Crosswalk widths are available in 2 ft. increments beginning with 6 ft. wide.


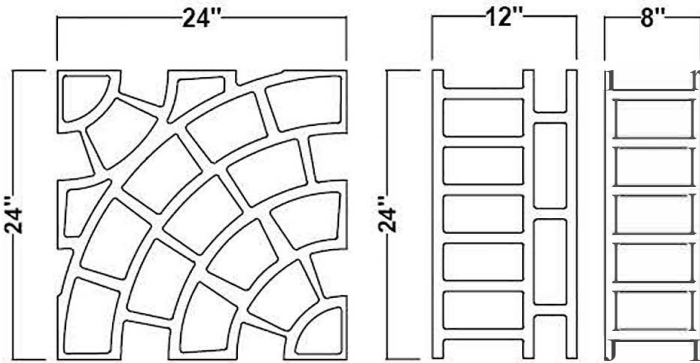


Pattern density= 32.7%

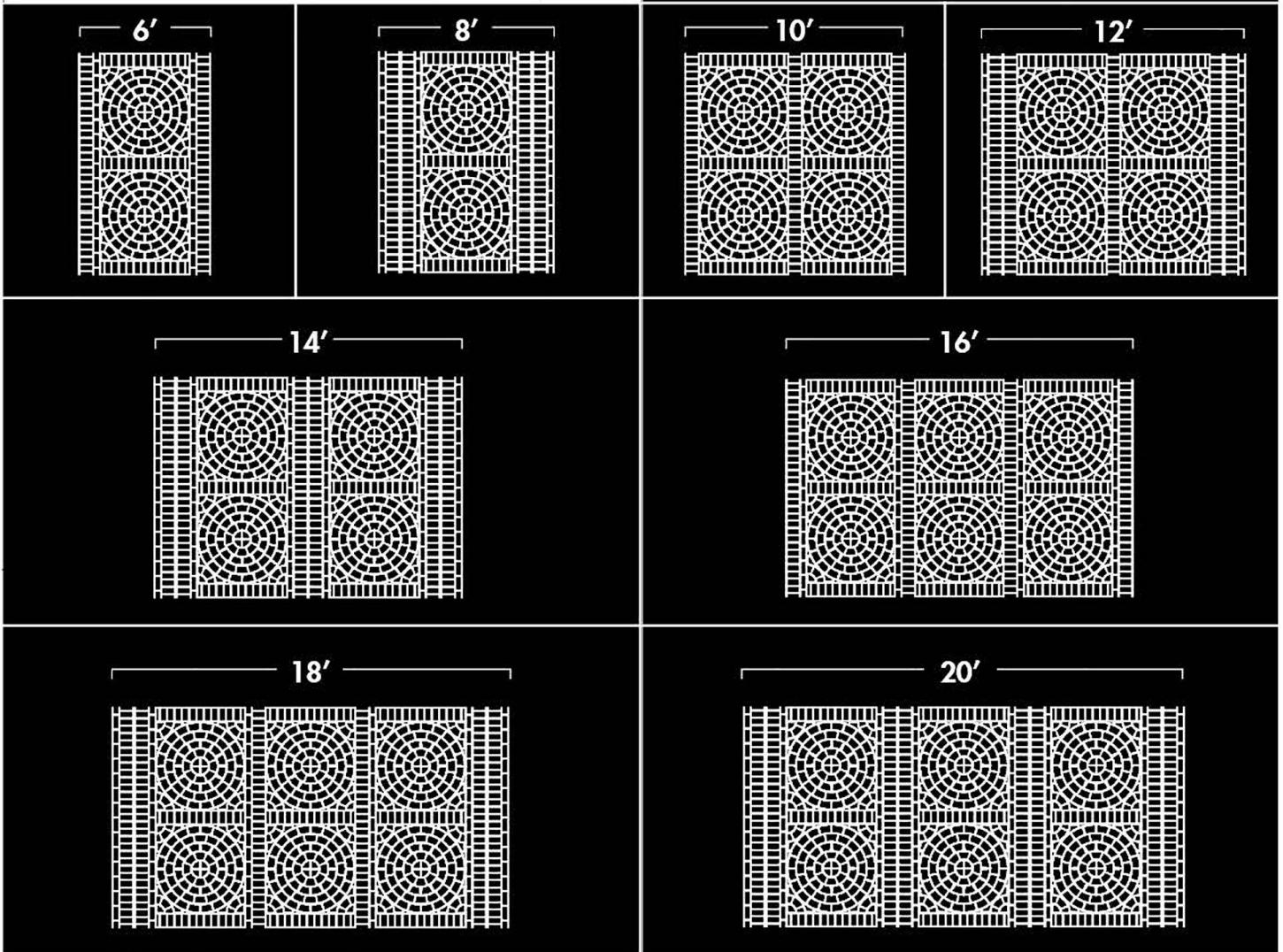


WHEELS WITH BRICK FRAMES - 32WB

Stamping templates include combinations of the pattern and borders shown below depending upon width.
 Crosswalk widths are available in 2 ft. increments beginning with 6 ft. wide.


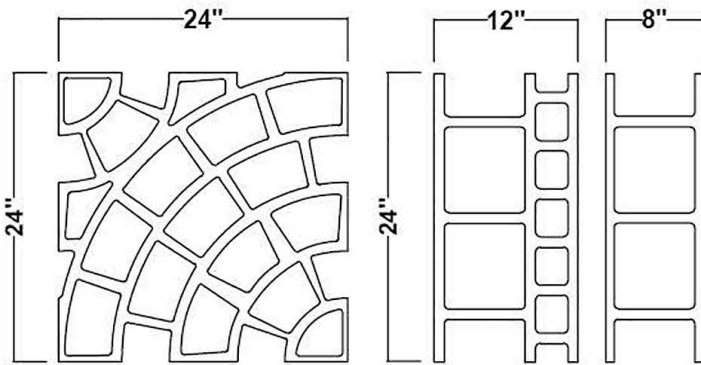


Pattern density = 34.8%




WHEELS WITH TILE FRAMES - 32WT

Stamping templates include combinations of the pattern and borders shown below depending upon width.
 Crosswalk widths are available in 2 ft. increments beginning with 6 ft. wide.



Pattern density= 32.3%



TYPICAL COLOR OPTIONS



WHITE



SAND



BURNT
ORANGE




YELLOW




CINNAMON

The illustrations below represent more common color combinations. See the next page for all standard colors.



STANDARD COLORS



WHITE



SAND



TAN



YELLOW



BRICK RED



COLONIAL
BRICK



HERITAGE
RED



BURNT
ORANGE



SONOMA
SAND



CINNAMON



SANTA FE CLAY



CHESTNUT



KHAKI



SIENNA



SALMON



SKY BLUE



SCHOOL
GREEN

Colors may appear different on various monitors and printers. The colors you see on your screen may not be an accurate reproduction of the actual preformed thermoplastic material. We have made the colors above as accurately as possible. Upon availability, a color sample may be provided upon request. Extra time may be required for producing samples of less commonly used colors.



HUB Surface Systems
Decorative Asphalt Solutions

Website

Lunch & Learn

Technical Documents

Linktree