

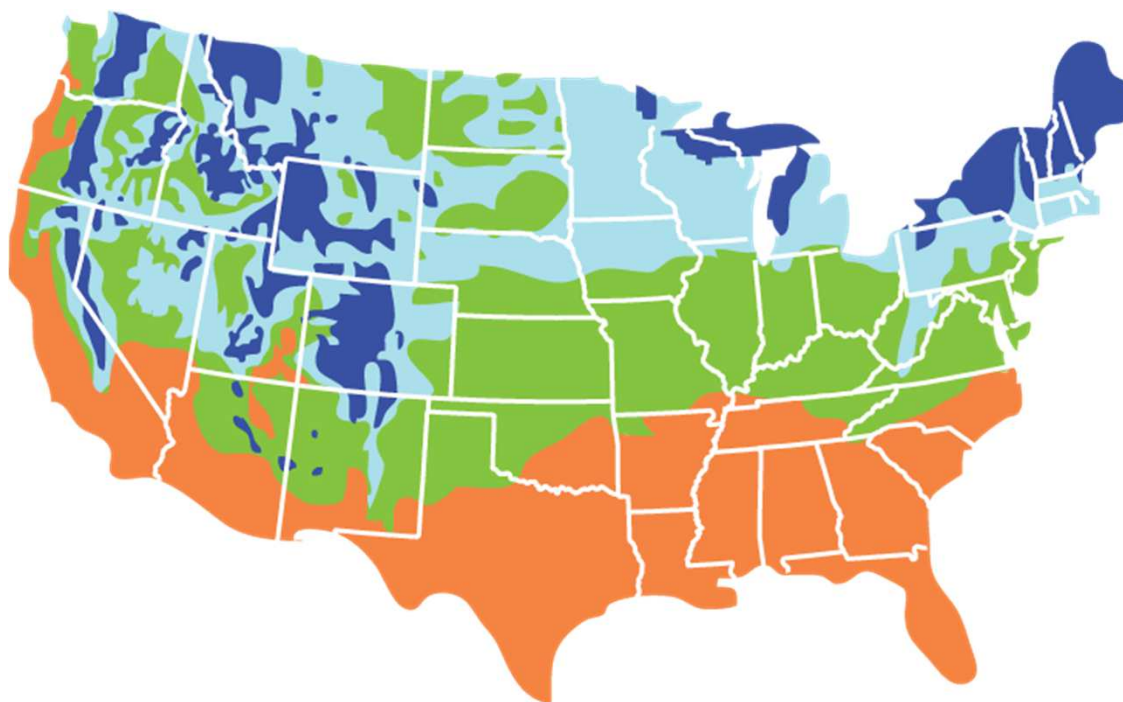






StreetBond Traffic Volume Guide

The information provided below is a guide in determining the maximum suitable traffic volumes for StreetBond Coatings in order to achieve a maintenance cycle of 5 years.

The map below shows the average annual snowfall for the continental USA. The assumption is that the greater the snowfall amount, the more road sand that will be required, which will result in more aggressive wear. The legend below indicates the maximum recommended traffic volume for each snowfall zone. The traffic volume is suggested in “average cars per day per lane”, which differs from ADT “average daily traffic” over the entire road.

Example: A project installed in Florida should not require a recoat for at least 5 years if the traffic volumes are less than 2000 cars per lane per day.



<u>Annual Snowfall</u>	<u>Cars per day per lane</u>
 Less than 8"	2000
 8" to 32"	1000
 32" to 64 "	500
 Over 64"	200

*Information as based on historical field data from different locations throughout North America. Traffic volumes displayed in this chart are meant to be a guide and is not a guaranteed/warranty for coating longevity.